

IP-DDS

IP DUAL SIDED LCD
WITH SPEAKER

IP-DD

IP DUAL SIDED LCD
WITHOUT SPEAKER



TECHNICAL DATA SHEET

PRODUCT SUMMARY

Model IP-DDS is an indoor wall or ceiling mount dual sided LCD display, incorporating loudspeakers and LED flasher.

Model IP-DD is an indoor wall or ceiling mount dual sided LCD display, incorporating an LED flasher.

Both the IP-DDS and IP-DD can display time as well as scrolling text and leverage the VoIP communication solution to extend notifications with effective visual text alerts for high ambient noise areas or large spaces.

FEATURES

Network Features

- Dynamic or Static IP Address
- IEEE 802.3 10/100Base-T Ethernet
- IEEE 802.1q Tagging
- IEEE 802.3at Compliant

Audio Codec Support

- G.711 u-law / a-law (16 kbit/s)
- G.722 Wideband Audio (64 kbit/s)

Auto Registration

- SLP for InformaCast
- DHCP Option 72 for Syn-Apps' Revolution
- IEDNet+ for AtlasIED Applications
- DHCP Option 150 for TFTP Server

Static Configuration

- HTTP GUI for Static Configuration

Audio Features

- Integrated Amplifier
- Aux Audio Line-In Balanced (2.8Vpp 10K)
- Aux Audio Line-Out Balanced (2.8Vpp 10K)

Visual Features

- Dual High Resolution Multi-Color LCD's for Clock / Date and Scrolling Text
- Multi-Color LED Flashers Allow for ADA Compliance

Additional Features

- 2 General Purpose Inputs
- 1 Relay Output (2A @ 30 VDC)
- Phone / Night Loud Ringer
- External Power Supply Option

APPLICATIONS

Models IP-DDS and IP-DD register as communication endpoints directly within InformaCast, GCK, and Syn-Apps' Revolution advanced notification applications, supporting message broadcasts to enhance physical security while improving day-to-day communications through advanced alerting, bell schedules, and pre-recorded & scheduled announcements, while leveraging the WAN or LAN network architecture.

Model IP-DDS is a double sided visual / audio IP Endpoint that contains dual Multi-Color LCDs displays, integrated Multi-color LED flasher, and paging speakers that are factory assembled into its enclosure.

Model IP-DD is a double sided visual IP Endpoint that contains dual Multi-Color LCDs displays and integrated Multi-color LED flasher that are factory assembled into its enclosure.

Model IP-DD contains a PoE+ powered amplifier that can support up to two external analog 8Ω extension speakers enabling the IP-DD to support audio announcements.

Both models feature LED flashers located on the bottom of the enclosure that can be used to visually alert room occupants of incoming scrolling text messages in accordance with ADA compliance.



TECHNICAL DATA SHEET

TECHNICAL SPECIFICATIONS

System	
Type	IP Dual Sided LCD Display, LED flasher, with or without Speakers
Operation Mode	N/A
Indicators	Network Status (On Back)
Operating Range (-10db) (IP-DDS Only)	250Hz - 9kHz
Coverage (IP-DDS Only)	95° 800Hz - 4kHz
Max SPL at 1m (Passive)	93dB SPL Continuous / 96dB SPL Peak
Recommended Signal Processing (IP-DDS Only)	Built-In Processing
General Purpose Interface	Two Trigger Inputs / One Relay Output (2A @ 30 VDC)

Transducers (IP-DDS Only)	
Transducer Qty and Size	(1) 3" (76mm) - Per Side
Voice Coil Size	0.5" (13mm)
Cone Material	Treated Industrial Paper

Amplification	
Type	Single-Channel Class D Topology, with Primary and Secondary Outputs
AC Power Input	PoE+ and External 24VDC (Recommend TSD-PS24V2500MA)
Power Rating (RMS)	25 Watts Max (802.3at)
THD	<0.2%
Coolling	Passive / Convection
Driver Protection	Built-In Limiter

Audio Inputs and Outputs	
Input: Analog Audio Type(s)	One Balanced Line Level
Input: Analog Connectivity	Secured Screw Terminal Block
Input: Network Audio Type(s)	G.711 U-Law / A-Law and G.722 Capable
Input: Network Connectivity	RJ-45 Female
Output: Analog Audio Type(s)	One Balanced Line Level
Output: Analog Connectivity	Secured Screw Terminal Block
Output: Digital Audio Type(s)	G.711 U-Law / A-Law and G.722 Capable (Multicast)
Output: Digital Connectivity	N/A
Output: Speaker Level	8Ω, 25W (802.3AT)
Output: Speaker Connectivity	Two x Secured Screw Terminal Block



TECHNICAL DATA SHEET

TECHNICAL SPECIFICATIONS (CONTINUED)

Display	
Display Type	High Resolution Back-Lit Color LCD
Display Color Range	16 Million Color Options for Both Backlight and Text
Surface Lumens	1900 cd/m ² Minimum, All White Pixels
Character Max Height	480 Pixels
Viewable Dimensions (HxW)	8.66" (221mm) x 2.23" (57mm)
Control	Time via NTP - Text Controlled via Software

Flasher	
Flasher Type	LED
Flash Color Range	Red, Green, Blue, White, Purple, Orange, & Yellow
Flasher Lumens	83 Red, 545 Green, 90 Blue, 570 White
Flash Rate(s)	Multi Speed Capable
Viewable Dimensions (HxW)	0.5" (13mm) x 3.5" (89mm)
Control	Controlled via Software

Software	
GCK Compatible Version	7.0+
InformaCast Advanced Compatible Version	4.0+
InformaCast Fusion Compatible Version	3.0+
SA-Announce Compatible Versions	9.0.18+

Network	
Ethernet	IEEE 802.3 10/100Base-T
PoE+	IEEE 802.3AT Compliant
VLAN	IEEE 802.1q Tagging

Protocols	
IP Addressing	DHCP / Static
Auto-Registration	DNS SRV / SLP (Service Location Protocol) / IEDNet+ / TFTP
Time	NTP
Telephony	SIP



TECHNICAL DATA SHEET

TECHNICAL SPECIFICATIONS (CONTINUED)

Enclosure	
Color	White
Mounting / Rigging Provisions	Mounting Plate Provided with Various Hole Patterns for Wall or Ceiling Mount
Safety Agency Ratings	ETL Listed to Comply with 62368-1, CSA C22.2 #62368-1, IEC 62368-1 CB Scheme and FCC
Ingress Protection	N/A
Logo	One Color Print
Product Dimensions (HxWxD)	IP-DD: 9.9" x 20.42" x 6.91" (251mm x 519mm x 176mm) IP-DDS: 9.9" x 17.01" x 6.91" (251mm x 432mm x 176mm)
Shipping Dimensions (HxWxD)	10.6" x 25.4" x 12.8" (269mm x 645mm x 325mm)
Net Weight - lbs	11.22lb (5.09kg) IP-DD, 14.2lb (6.44kg) IP-DDS
Shipping Weight - lbs	16.11lb (7.30kg) IP-DD, 18.23lb (8.27kg) IP-DDS

Warranty Coverage	
Warranty Period	5 Year

NOTES:

1. Sensitivity: Half space pink noise measurement at 6 ft (1.8 m) at 20% power; extrapolated to 1 meter and an input of 2.83 volts RMS.
2. Watts: All wattage figures are calculated using the rated nominal impedance.
3. Frequency response and sensitivity are half-space measurements.

IP-DDS

IP DUAL SIDED LCD
WITH SPEAKER

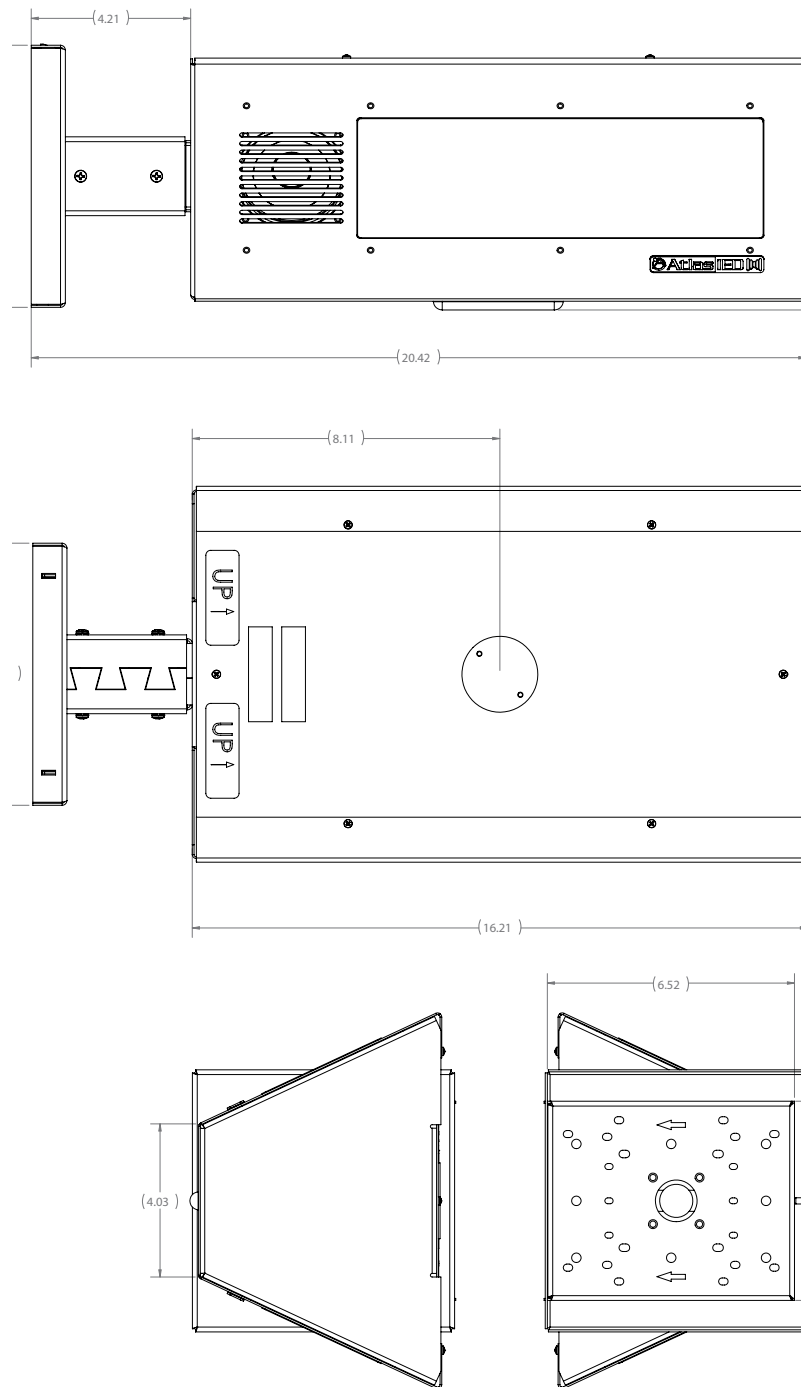
IP-DD

IP DUAL SIDED LCD
WITHOUT SPEAKER



TECHNICAL DATA SHEET

DIMENSIONAL DRAWINGS (IP-DDS)



IP-DDS

IP DUAL SIDED LCD
WITH SPEAKER

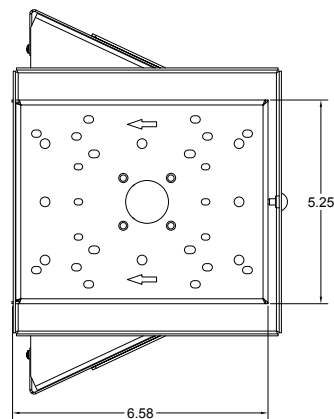
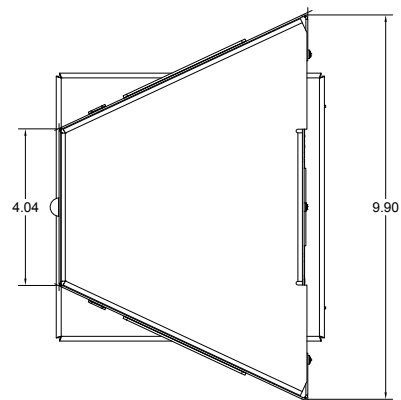
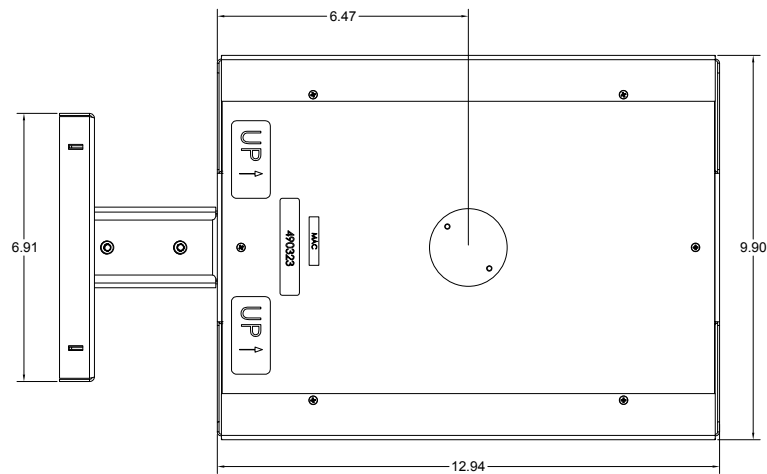
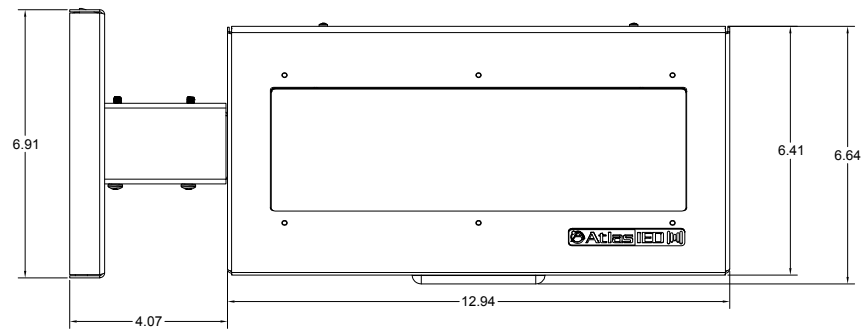
IP-DD

IP DUAL SIDED LCD
WITHOUT SPEAKER



TECHNICAL DATA SHEET

DIMENSIONAL DRAWINGS (IP-DD)



IP-DDS

IP DUAL SIDED LCD
WITH SPEAKER

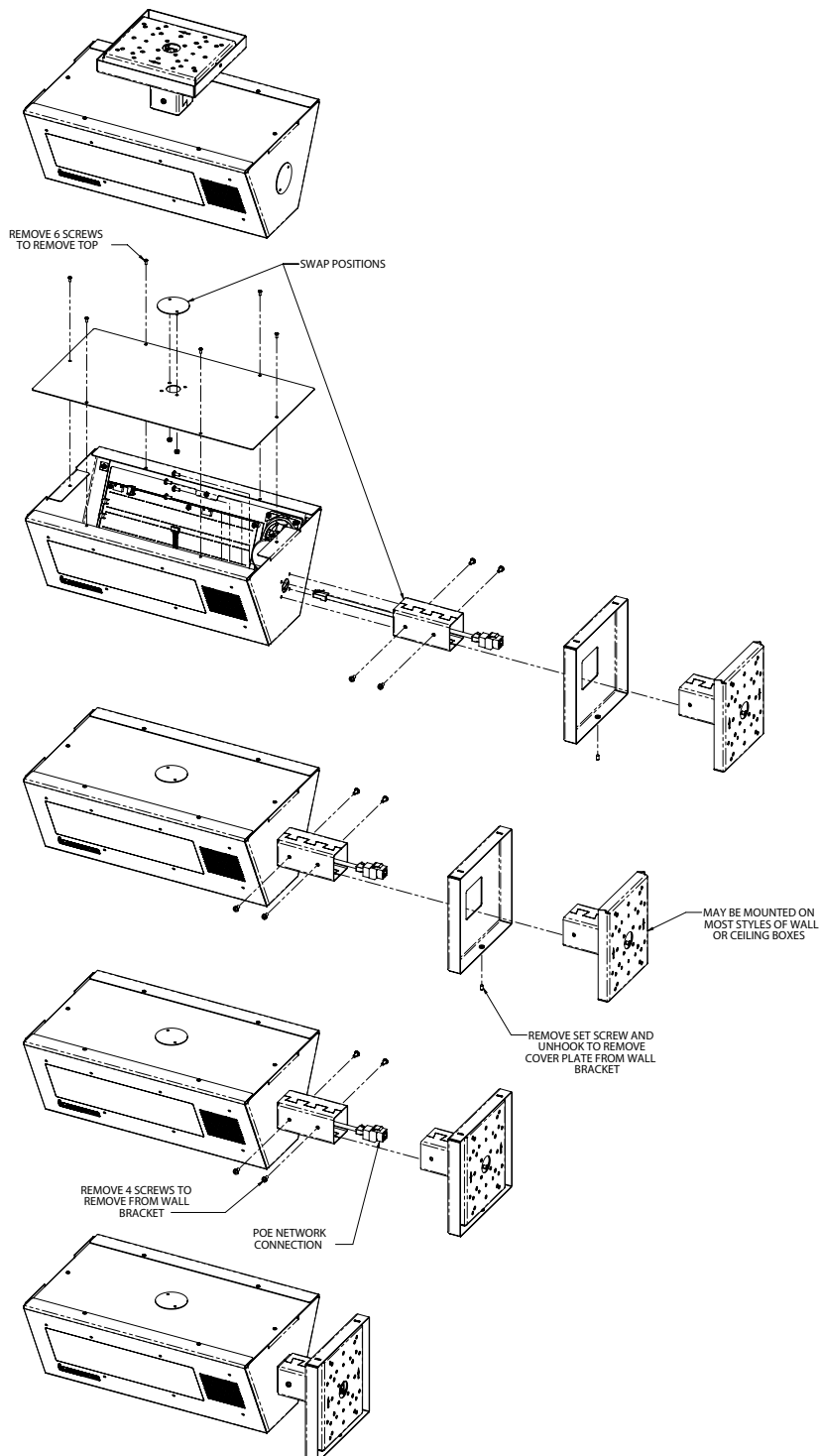
IP-DD

IP DUAL SIDED LCD
WITHOUT SPEAKER



TECHNICAL DATA SHEET

MOUNTING OPTIONS





TECHNICAL DATA SHEET

ARCHITECT & ENGINEER SPECIFICATIONS

The unit shall be AtlasIED model IP-DDS. The PoE+ Indoor IP Endpoint Visual System shall consist of a factory assembled double sided wall or ceiling mount enclosure containing 2 LCD displays that can display time and date as well as scrolling text. The model shall also feature LED flashers located below the display can be used to alert room occupants of an incoming scrolling text message in accordance with ADA compliance. The unit shall incorporate 3" loudspeaker drivers on each side of the display.

The speakers shall be an 3" (76mm) in diameter full range transducer each mounted next to LCD display on opposite sides within the metal housing. The speaker dispersion shall be 135° and frequency response range shall be 800Hz – 4kHz, (±5dB). Sensitivity shall be 92dB at 1 Watt/1 meter. Voice coil impedance shall be 8Ω.

The amplifier / control board shall receive announcements and messages using dynamically routed data on a standard Ethernet Network. It shall include a Single-Channel Class D Topology amplifier with Primary and Secondary Outputs capable of producing 25-watts RMS when using an IEEE 802.3at compatible PoE+ switch or 24VDC local power supply. Interconnect shall be via female RJ-45 connector mounted to the PCB.

The amplifier / control board shall include (2) logic inputs, (1) relay output, (1) Auxiliary Balanced line level audio input and (1) Balanced line level audio output. The Auxiliary Line Level input shall include an auto mute function that is activated when a broadcast is sensed from the control application.

The amplifier / control board shall include a Graphical User Interface (GUI) for SIP configuration. The SIP implementation shall support standards G.711, G.722 and RTP protocols. The Graphical User Interface (GUI) shall configure and manage logic inputs, relay outputs, and Auxiliary audio input.

The unit shall incorporate a High-Resolution Back-Lit color LCD display with viewable dimensions of 8.66" (221mm) wide x 2.23" (57mm) high. It shall receive visual notifications by AtlasIED's GCK, Syn-Apps' Revolution, Singlewire's InformaCast software platforms. It shall display time when in standby mode from AtlasIED's GCK, Syn-Apps' Revolution, Singlewire's InformaCast software platforms or by NTP. The display shall produce 1900 cd/m² lux brightness and display text and/or time.

The unit shall incorporate a LED flasher with viewable dimensions of 0.5" (13mm) height x 3.5" (89mm) wide. The LEDs shall be able to produce RGB color spectrum with brightness of 310-lux (Red), 348-lux (Green), 352-lux (Blue). It shall have the capability of multi-speed flash rate and will be software controllable.

All control functionality shall be determined via software. It shall be compatible with AtlasIED's GCK, Syn-Apps' Revolution, Singlewire's InformaCast software platforms and SIP standalone operation. The Indoor IP Endpoint Visual System overall dimensions shall be 9.9" (251mm) x 20.42" (519mm) x 6.91" (176mm) HxWxD.

The unit shall be AtlasIED model IP-DD. The PoE+ Indoor IP Endpoint Visual System shall consist of a factory assembled double sided wall or ceiling mount enclosure containing 2 LCD displays that can display time and date as well as scrolling text. The model shall also feature LED flashers located below the display can be used to alert room occupants of an incoming scrolling text message in accordance with ADA compliance.

The amplifier / control board shall receive announcements and messages using dynamically routed data on a standard Ethernet Network. It shall include a Single-Channel Class D Topology amplifier with Primary and Secondary Outputs capable of producing 25-watts RMS when using an IEEE 802.3at compatible PoE+ switch or 24VDC local power supply. Interconnect shall be via female RJ-45 connector mounted to the PCB.

The amplifier / control board shall include (2) logic inputs, (1) relay output, (1) Auxiliary Balanced line level audio input and (1) Balanced line level audio output. The Auxiliary Line Level input shall include an auto mute function that is activated when a broadcast is sensed from the control application.

The amplifier / control board shall include a Graphical User Interface (GUI) for SIP configuration. The SIP implementation shall support standards G.711, G.722 and RTP protocols. The Graphical User Interface (GUI) shall configure and manage logic inputs, relay outputs, and Auxiliary audio input.

The unit shall incorporate a High-Resolution Back-Lit color LCD display with viewable dimensions of 8.66" (221mm) wide x 2.23" (57mm) high. It shall receive visual notifications by AtlasIED's GCK, Syn-Apps' Revolution, Singlewire's InformaCast software platforms. It shall display time and date when in standby mode from AtlasIED's GCK, Syn-Apps' Revolution, Singlewire's InformaCast software platforms or by NTP. The display shall produce 1900 cd/m² lux brightness and display text and/or time.

The unit shall incorporate a LED flasher with viewable dimensions of 0.5" (13mm) height x 3.5" (89mm) wide. The LEDs shall be able to produce RGB color spectrum with brightness of 83-lux (Red), 545-lux (Green), 90-lux (Blue), 570-lux (White). It shall have the capability of multi-speed flash rate and will be software controllable.

All control functionality shall be determined via software. It shall be compatible with AtlasIED's GCK, Syn-Apps' Revolution, Singlewire's InformaCast software platforms and SIP standalone operation. The Indoor IP Endpoint Visual System overall dimensions shall be 9.9" (251mm) x 20.42" (519mm) x 6.91" (176mm) HxWxD.